


These test results are for Research and Development purposes only

Gold Standard

Sample Pineapple Kush

Strain

0.10%	20.38%	25.92%
Δ9 THC	Total CBD	Total Cannabinoids
Not tested	Pass	259.2
Water Activity	Moisture	mg / g Total Cannabinoids



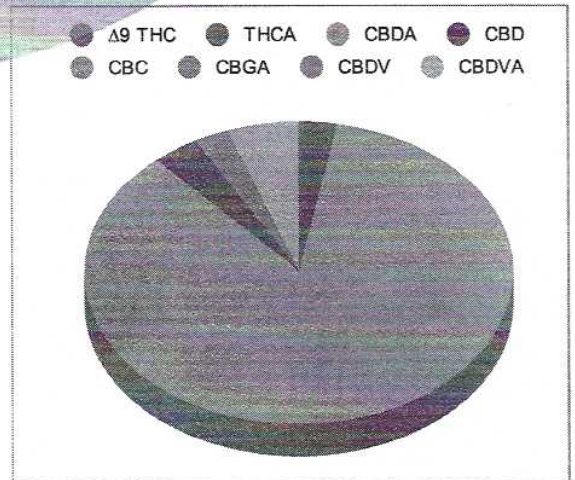
Sample ID 22080590360
 Matrix Flower
 Metric
 Harvest/Prod Date
 Report Created 9/8/2022

Results Valid Until 9/8/2023

Sample Extracted 9/6/2022 18:15

Sample Analyzed 9/7/2022 10:33

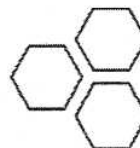
Cannabinoids	%Weight	mg/ gram	LOQ(% /w)
Δ9 THC	0.10	1.0	0.06
THCA	0.65	6.5	0.06
Total THC (THCA*0.877)+9THC	0.67	6.7	0.11
CBDA	22.19	221.9	0.06
CBD	0.92	9.2	0.06
CBN	<LOQ	<LOQ)	0.06
Δ8 THC	<LOQ	<LOQ)	0.06
‡ CBC	0.09	0.9	0.06
‡ CBGA	0.51	5.1	0.06
‡ CBG	<LOQ	<LOQ)	0.06
‡ CBDV	0.07	0.7	0.06
‡ CBDVA	1.40	14.0	0.06
‡ THCVA	<LOQ	<LOQ)	0.06
‡ CBDQ	<LOQ	<LOQ)	0.06



Total THC and Total CBD are calculated values per OAR 333-064-0100. Cannabinoid values for plant matter samples are reported on a dry weight basis. Water activity action level is 0.65Aw. LOQ= Limit of Quantitation. NR=Not Reported.

Rogue Research Lab LLC
 218 E. Main Street, Rogue River, OR 97537
 Tel. 541-582-1962
 ORELAP 4107 OLCC 101050708B
 rogueresearchlab.com

Craig Berry
 Craig Berry - Lab Director
 9/8/22



Results pertain to submitted samples only. Rogue Research Lab LLC makes no claims as to the consumer safety or other risks associated with any detected or non-detected amounts of any pesticides, solvents or other adulterants. This report shall not be reproduced, unless in its entirety, without written approval from Rogue Research Lab LLC. Samples were received in good condition and all QC samples met acceptance criteria of the method; data available upon request. Analytes accompanied by dagger (‡) are not within the scope of accreditation and are for informational purposes only. Corrected CBDV.